General Research using Search Terms 1850 to 1967: How to Guide

British Newspaper Archive

A note on the use of help guides:

The help guides included in this toolkit are introductions to the one approach towards undertaking research within online criminal archives, the British Newspaper Archive, Find my Past, and Ancestry. The guides are in no way comprehensive of all approaches taken to research within these databases and are intended as a guide towards getting started.

This Help Guide will need the user to have a personal live subscription to the British Newspaper Archive; this is not provided by the Broken Futures team.

© Copyright, Broken Futures, Support U, 2021 – For educational use only, not for resale or repurpose

Step 1: Before starting generic research, a few decisions need to be made by yourself. To read more about the Broken Futures approach, please read the section of the toolkit, accessed here: www.brokenfutures.co.uk/toolkit

Topics	Broken Futures Team Choice
What years do you want to research generally in newspapers?	BF team choose to research 1850 to 1920 and then 1920 to 1970.
What county are you researching?	Berkshire
What search terms are you going to use?	After consideration of Shopland's excellent Guide for searching LGBTQIA+, we choose the following search terms, included in the table on the next page.

Step 2: Choosing your search terms: To choose search terms for the Broken Futures study, we initially utilised the key terms taken from our specific research into the specific individuals found in the Berkshire Crime and Punishment files. We also utilised the table of search terms included in Shopland's guide to include any variations or other search terms of interest.[1]

[1] see Norena Shopland and Dr Daryl Leeworthy , 'Queering Glamorgan: A Research Guide to Sources for the Study of LGBT History' (Glamorgan Archives 2018) available at: https://glamarchives.gov.uk/wp-content/uploads/2018/08/Queering-Glamorgan-28Aug2018.pdf pg. 6 to 17

© Copyright, Broken Futures, Support U, 2021 – For educational use only, not for resale or repurpose

Broken Futures Search Terms	Terminological Variation	Reason
Buggery	Buggerie/Bugger/B—y/B--y/ attempted buggery /	Terminology from the Buggery Act 1533
Gross indecency	Gross Ind/indecency/indecent/gross indecent/gros indecency /indecent act / attempt to procure the commission of an act of gross indecency / is party to the commission of gross indecency	Terminology from the Criminal Law Amendment Act 1885, section 11
Indecent Assault	Assault with intent to commit buggery/	
Sodomy	Sodomy/ Sodomie/ Sodom/Sodomite/ Sodomitical / incite to commit sodomy	Terminology from medieval law and religious connotations and connections
Homosexual	Gay / Homosexuality / Sexuality	Early origins towards the end of 19th century in the emergence of sexologists and scientific studies. Utilised within newspapers from 1950s as an

© Copyright, Broken Futures, Support U, 2021 – For educational use only, not for resale or repurpose

		identity category and by individuals to identity their sexuality.
Female Impersonator	Male impersonator	
Man dressed as a woman/Woman dressed as a man	'disguise' Disguised in male clothing /disguised in female clothing	
Indecent Conduct of a Disgraceful Kind	Disgraceful Conduct of an Indecent Kind / Indecent Conduct	
unnatural offence		
Abominable	Detestable / against the order of nature / not to be named amongst Christians /	
'certain offence'	Certain felony	Research in the Quarter Sessions Rolls and Calendars between 1850 – 1869…

Here's a blank table, input your search terms here:

© Copyright, Broken Futures, Support U, 2021 – For educational use only, not for resale or repurpose

Term	Terminological Variation	Reason

© Copyright, Broken Futures, Support U, 2021 – For educational use only, not for resale or repurpose

Step 3: Set up an excel spreadsheet with your search terms as tabs…

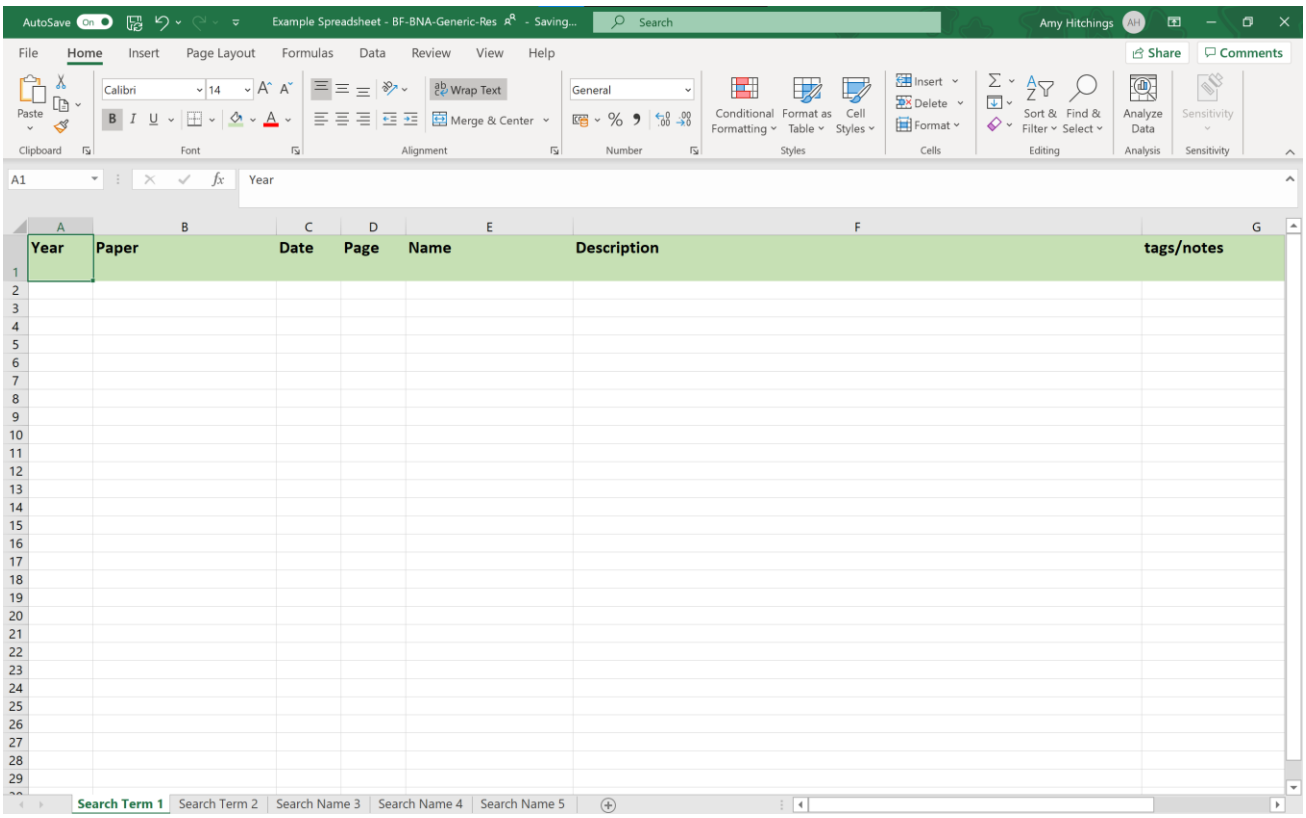

Helpful Tip #1: Head to www.brokenfutures.co.uk/toolkit to download the above spreadsheet!

Step 4: Open the British Newspaper Archive (hereafter, BNA) and choose a subscription. If you are researching in Record Offices, confirm with the archivists that there is an available subscription for you to use.

© Copyright, Broken Futures, Support U, 2021 – For educational use only, not for resale or repurpose

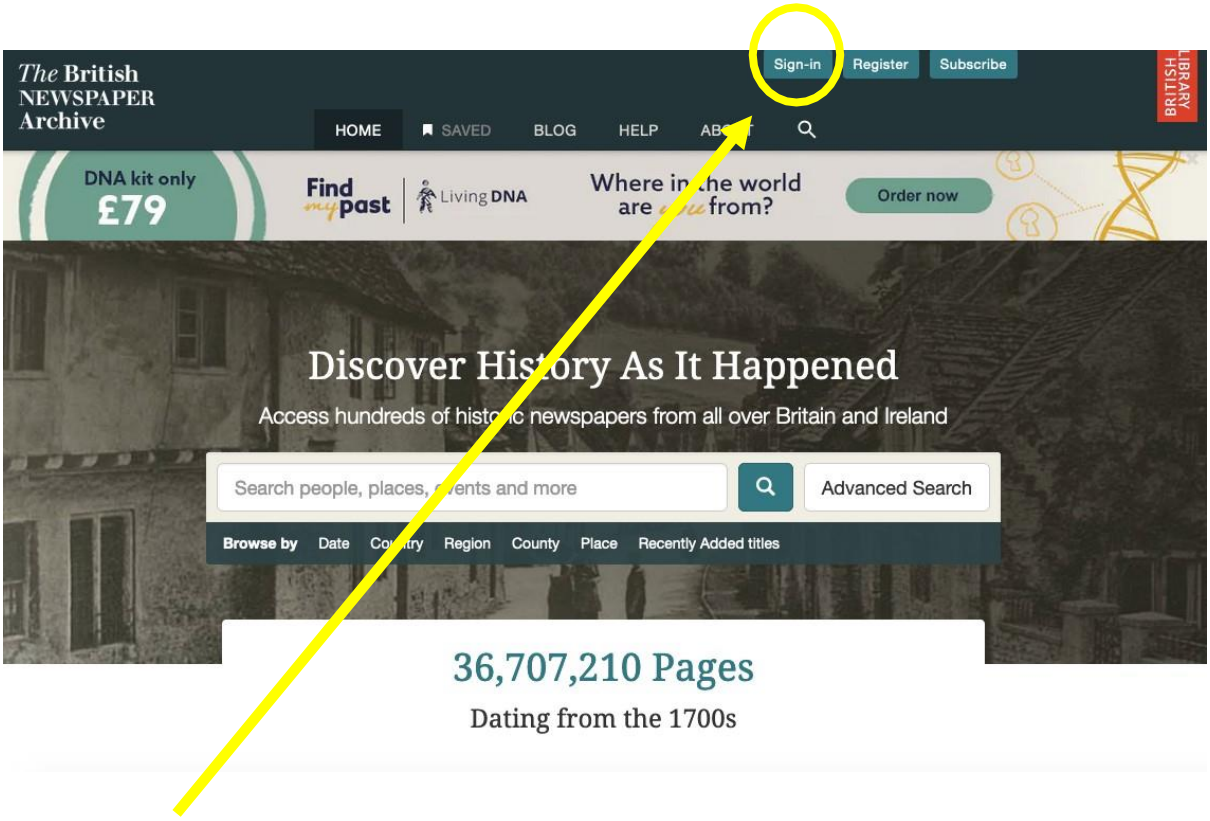

Step 5: Sign in!

Step 6: Click 'Advanced Search' from the BNA Homepage https://www.britishnewspaperarchive.co.uk/search/advanced

Step 7: Fill in the 'use exact phrase' option box with the specific search term, for the purposes of this help guide, the search term chosen is 'disguise'. At this stage, we want to see how many returns there are, so let's use our first search period of 1850 to 1920 in Berkshire.

© Copyright, Broken Futures, Support U, 2021 – For educational use only, not for resale or repurpose

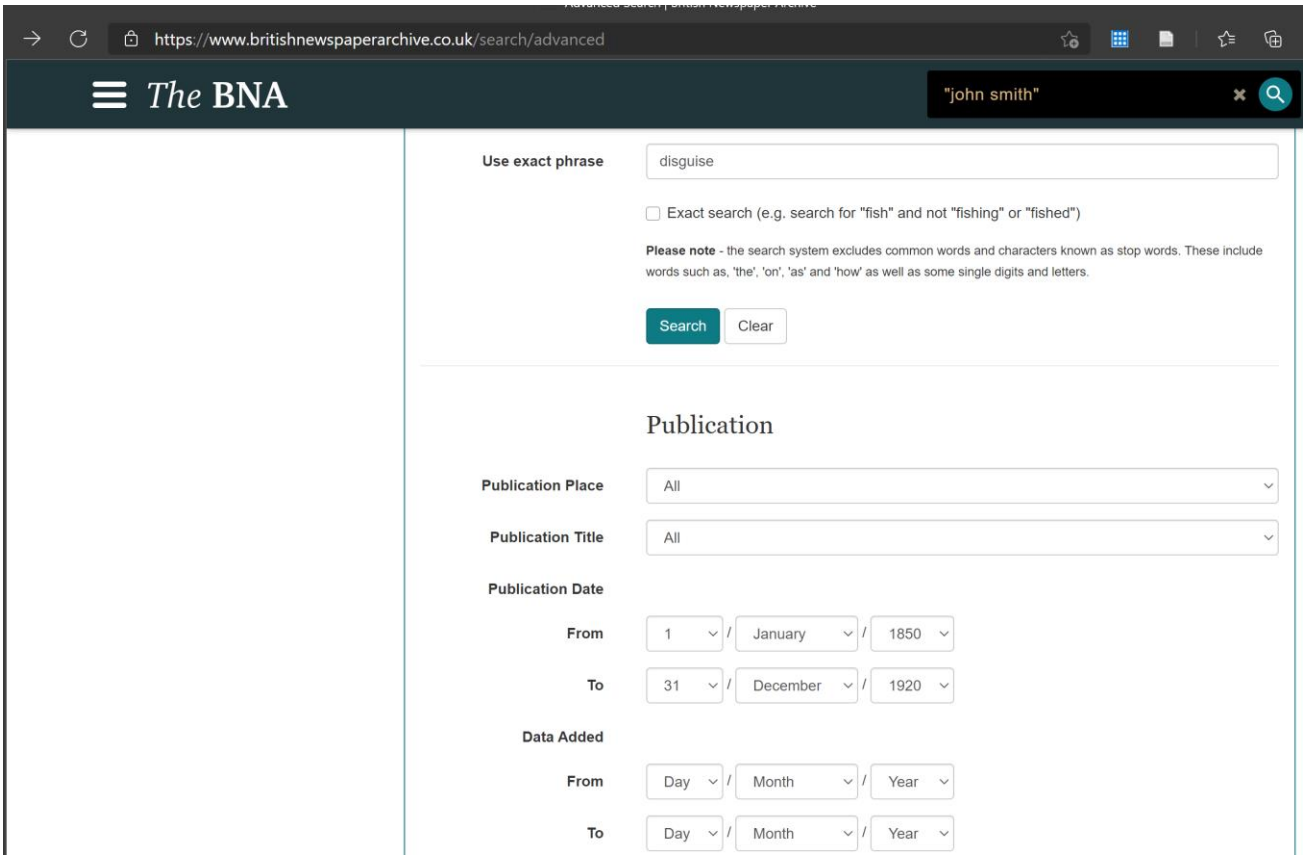

Helpful Tip #2: The British Newspaper Archive uses Optical Character Resolution to scan the 100000s (probably even more!) of newspaper pages and titles for the exact term you've included… however, it's not perfect, so be sure to confirm the search returns!

© Copyright, Broken Futures, Support U, 2021 – For educational use only, not for resale or repurpose

Step 8: Once the research has returned, your results, you'll initial see a large amount of returns for the newspapers across the UK. The first thing we want to do is limit the returns to the specific

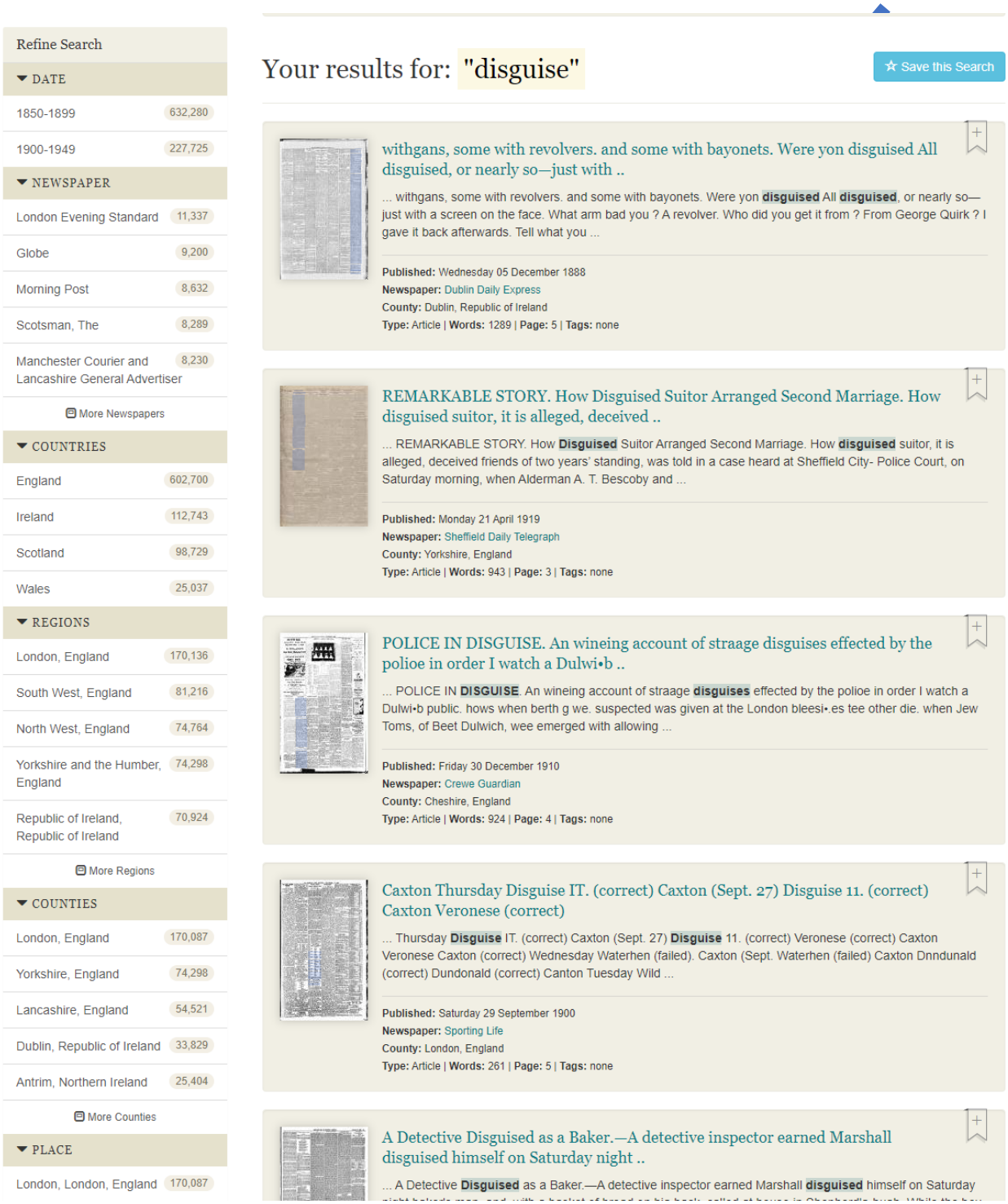

© Copyright, Broken Futures, Support U, 2021 – For educational use only, not for resale or repurpose

county… for the purposes of this help guide, the county of choice is ‘Berkshire’.

Step 9: Let’s then adapt the date’s we’ve inputted, and we’ll scroll through year by year.

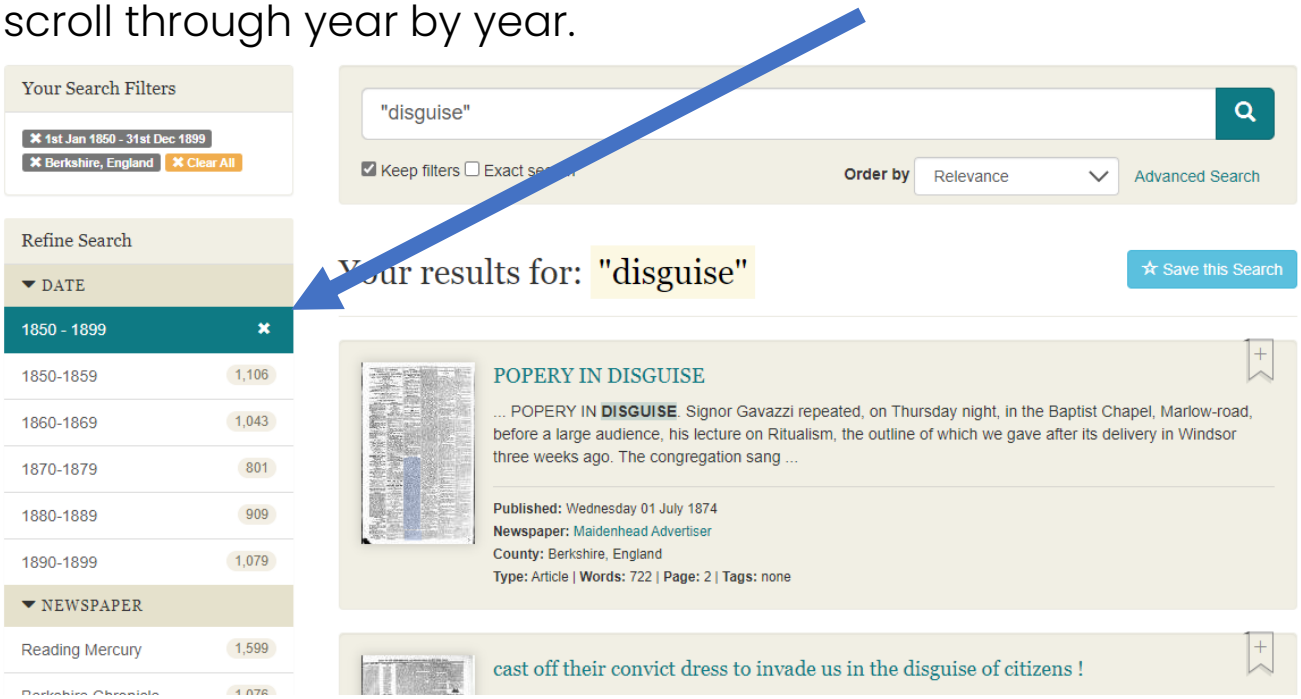

© Copyright, Broken Futures, Support U, 2021 – For educational use only, not for resale or repurpose

Step 10: Working through each year group, read through the returns located and input them on to the excel spreadsheet we made earlier. Let's take 1850-59 as an example:

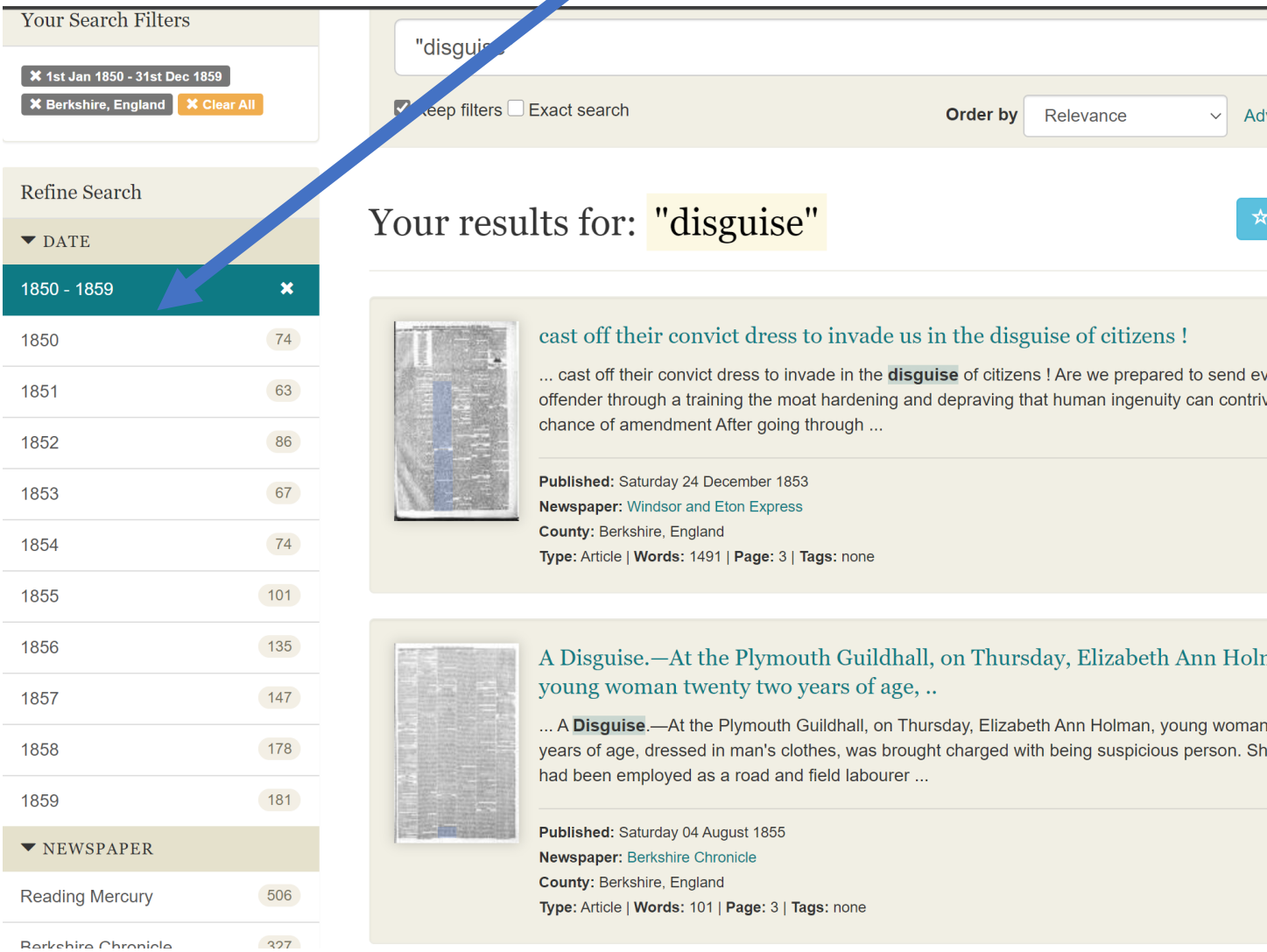

Step 11: work through each result moving down,

© Copyright, Broken Futures, Support U, 2021 – For educational use only, not for resale or repurpose

reading the transcribed caption first to assess whether it might be of interest. Due to OCR, it is worthwhile checking each return as the encoded text may be different from that in the actual newspaper. Let's take the initial return.

Once the page has loaded, the following will be displayed, change the view or zoom, or view transcribed text on the left.

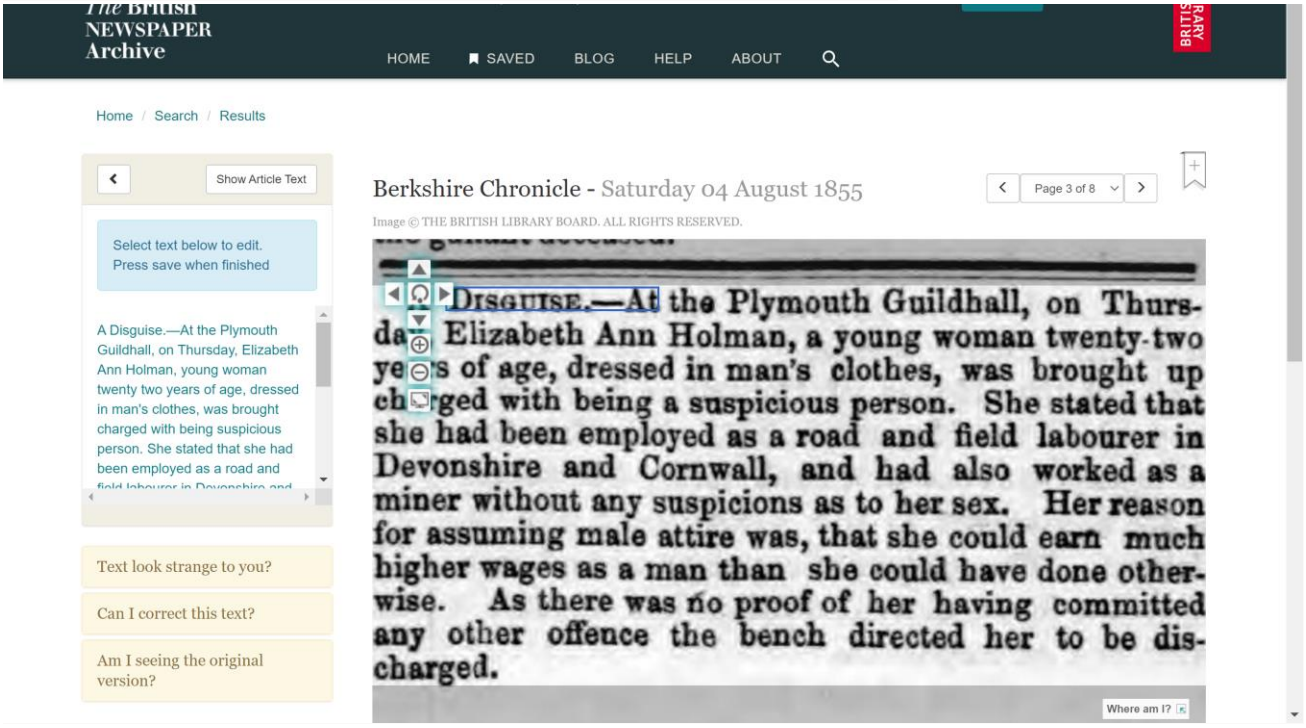

© Copyright, Broken Futures, Support U, 2021 – For educational use only, not for resale or repurpose

Step 12: With your excel spreadsheet, let's transcribe the information, make a note of the date, paper title, page and URL link at the same time. Make sure to change the name of the excel tab to the search term you've used.

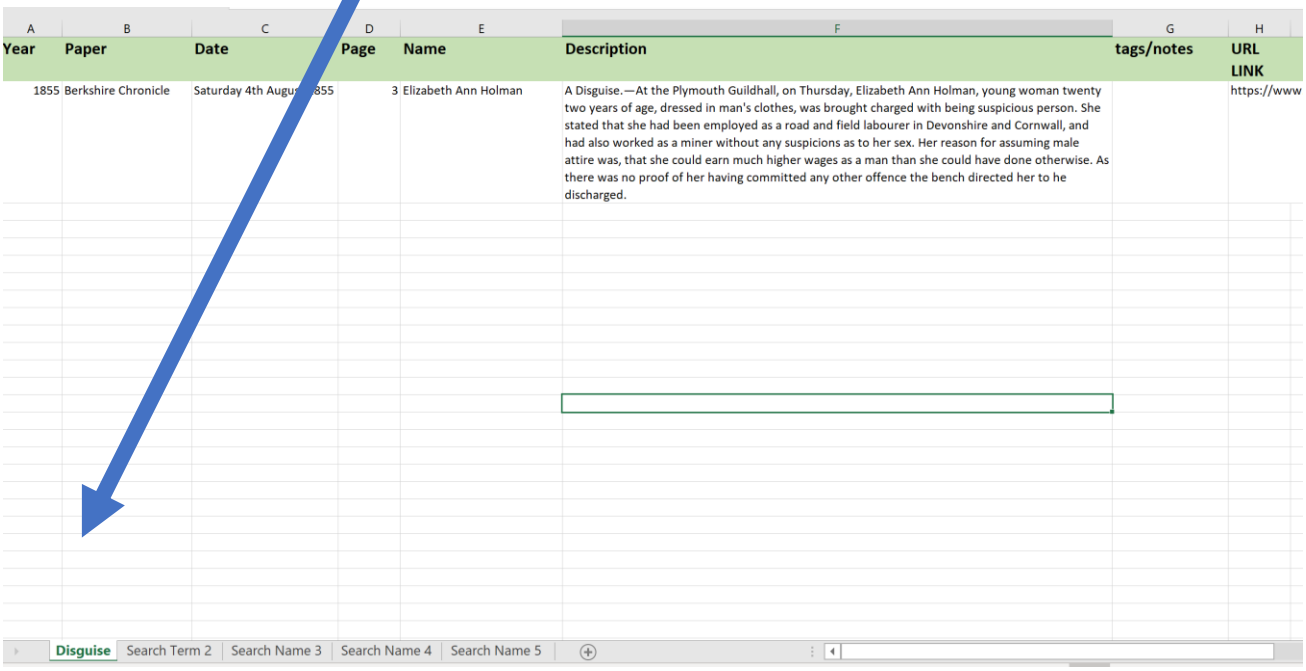

Year	Paper	Date	Page	Name	Description	tags/notes	URL LINK
1855	Berkshire Chronicle	Saturday 4th Augu 855	3	Elizabeth Ann Holman	A Disguise.—At the Plymouth Guildhall, on Thursday, Elizabeth Ann Holman, young woman twenty two years of age, dressed in man's clothes, was brought charged with being suspicious person. She stated that she had been employed as a road and field labourer in Devonshire and Cornwall, and had also worked as a miner without any suspicions as to her sex. Her reason for assuming male attire was, that she could earn much higher wages as a man than she could have done otherwise. As there was no proof of her having committed any other offence the bench directed her to he discharged.		https://www

Disguise | Search Term 2 | Search Name 3 | Search Name 4 | Search Name 5

Step 13: Move on to the next return and repeat the process for each year and each search term.

End of Help Guide.

© Copyright, Broken Futures, Support U, 2021 – For educational use only, not for resale or repurpose